




Supplementary information to:

Original article:

HSA-MIR-34A-5P ENHANCES TEMOZOLOMIDE ANTI-TUMORAL EFFECTS ON GLIOBLASTOMA: *IN-SILICO* AND *IN-VITRO* STUDY

Mahdi Abdoli Shadbad^{1,2}, Amir Baghbanzadeh², Behzad Baradaran^{2,3*}

¹ Student Research Committee, Tabriz University of Medical Sciences, Tabriz, Iran

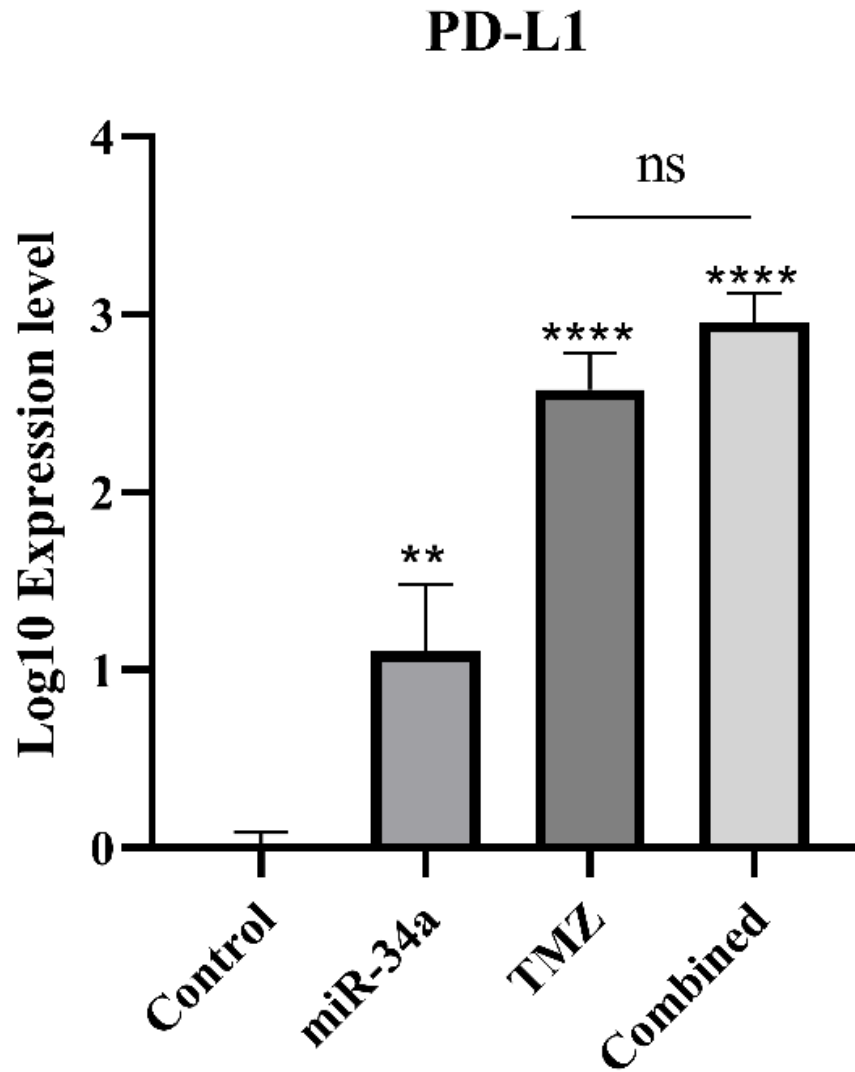
² Immunology Research Center, Tabriz University of Medical Sciences, Tabriz, Iran

³ Department of Immunology, Faculty of Medicine, Tabriz University of Medical Sciences, Tabriz, Iran

* **Corresponding author:** Behzad Baradaran, Ph.D., Professor of Immunology, Immunology Research Center, Tabriz University of Medical Sciences, Tabriz, Iran, Daneshgah St, Tabriz, Iran. Phone number: +98 914 403 0526, E-mail: baradaranb@tbzmed.ac.ir

<https://dx.doi.org/10.17179/excli2023-6404>

This is an Open Access article distributed under the terms of the Creative Commons Attribution License (<http://creativecommons.org/licenses/by/4.0/>).



Supplementary Figure 1: The effect of miR-34a, temozolomide, and combination therapy on the PD-L1 expression in A172 cells