








## Supplementary information to:

### Letter to the editor:

## CYTOTOXIC MECHANISMS OF BERBERINE-PHYTANTRIOL LIQUID CRYSTALLINE NANOPARTICLES AGAINST NON-SMALL-CELL LUNG CANCER

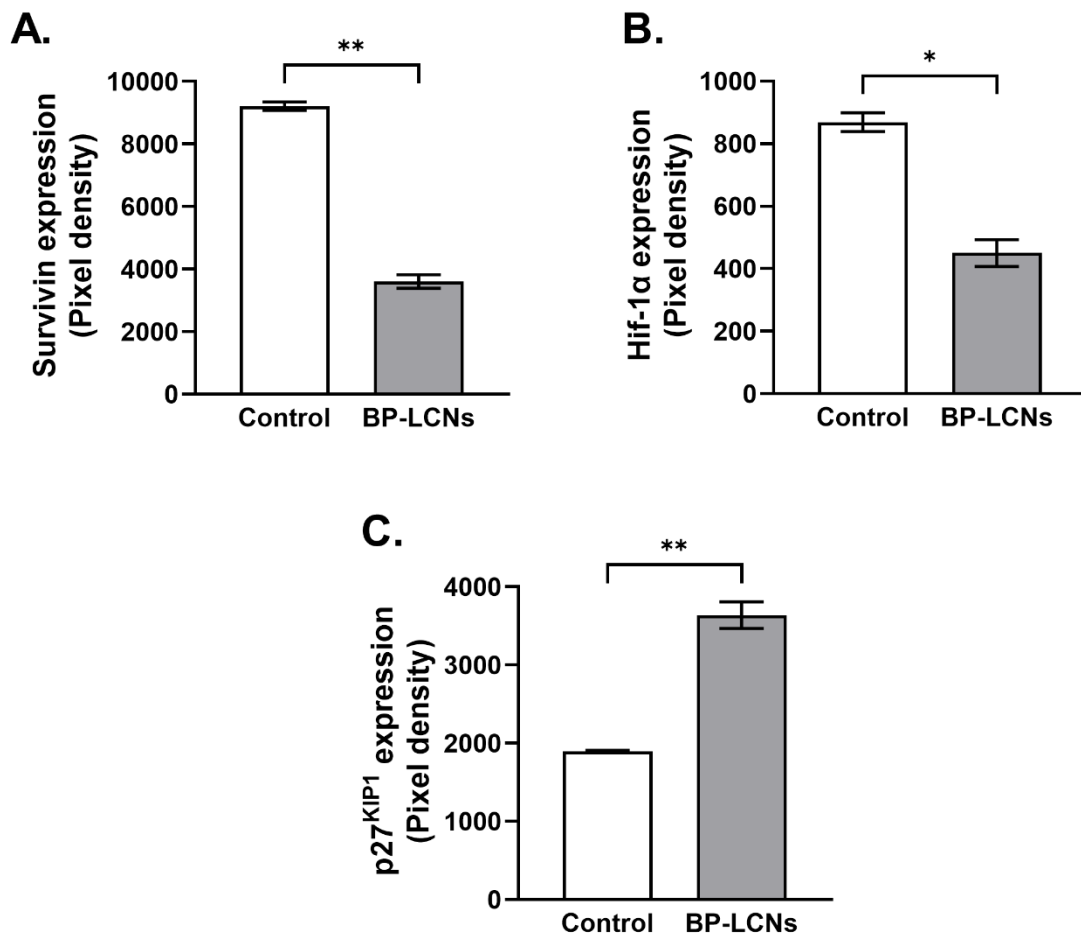
Keshav Raj Paudel<sup>1</sup> , Bikash Manandhar<sup>2,3</sup> , Sachin Kumar Singh<sup>3,4</sup> ,  
Gaurav Gupta<sup>5,6,7</sup> , Philip Michael Hansbro<sup>1</sup> , Dinesh Kumar Chellappan<sup>8,\*</sup> ,  
Kamal Dua<sup>2,3,\*</sup> 

- <sup>1</sup> Centre for Inflammation, Centenary Institute and University of Technology Sydney, Faculty of Science, School of Life Sciences, Sydney, NSW 2050, Australia
- <sup>2</sup> Discipline of Pharmacy, Graduate School of Health, University of Technology Sydney, Sydney, NSW 2007, Australia
- <sup>3</sup> Faculty of Health, Australian Research Centre in Complementary & Integrative Medicine, University of Technology Sydney, Ultimo, NSW 2007, Australia
- <sup>4</sup> School of Pharmaceutical Sciences, Lovely Professional University, Phagwara, Punjab 144411, India
- <sup>5</sup> School of Pharmacy, Suresh Gyan Vihar University, Jagatpura 302017, Mahal Road, Jaipur, India
- <sup>6</sup> Center for Transdisciplinary Research, Saveetha Institute of Medical and Technical Science, Saveetha University, Chennai, India
- <sup>7</sup> Uttaranchal Institute of Pharmaceutical Sciences, Uttaranchal University, Dehradun 248007, India
- <sup>8</sup> Department of Life Sciences, School of Pharmacy, International Medical University, Bukit Jalil, Kuala Lumpur 57000, Malaysia

\* **Corresponding authors:** Dr. Kamal Dua, Discipline of Pharmacy, Graduate School of Health, University of Technology Sydney, Sydney, NSW 2007, Australia.  
E-mail: [Kamal.Dua@uts.edu.au](mailto:Kamal.Dua@uts.edu.au)  
Dr. Dinesh Kumar Chellappan, Department of Life Sciences, School of Pharmacy, International Medical University, Bukit Jalil, Kuala Lumpur 57000, Malaysia.  
E-mail: [Dinesh\\_Kumar@imu.edu.my](mailto:Dinesh_Kumar@imu.edu.my)

<https://dx.doi.org/10.17179/excli2023-6156>

This is an Open Access article distributed under the terms of the Creative Commons Attribution License (<http://creativecommons.org/licenses/by/4.0/>).



**Figure 1: Effect of BP-LCNs on the protein levels of survivin, hif-1 $\alpha$  and p27<sup>KIP1</sup>.** A549 cells were incubated at 37 °C for 24 h in the absence or presence of BP-LCNs (final concentration 5  $\mu$ M). The cells were lysed and the protein expressions of survivin (**Panel A**), hif-1 $\alpha$  (**Panel B**) and p27<sup>KIP1</sup> (**Panel C**) were determined with human XL oncology array kit. The values represent mean  $\pm$  SEM of three independent experiments.

\*p<0.05; \*\*p<0.01